The Slice Family

The Slice Combo pairs a diffuse general source with a punchy, directional downlight in a single fixture. As part of the Slice family, it is offered in linear 1” and 2” wide profiles in recessed, surface and pendant options. This surface mounted/pendant combines the Multicell and Lensed fixtures to allow an almost infinite number of design options. We have defined a series of standard offerings within this datasheet, but expect that you will want to modify the configurations for your project needs. Please take heed of the design criteria for minimum sizes. For more detail on the lens or multicell sections please refer to the datasheets (SL2DC-LRC or SL2DC-MCRC). The Slice Combo can be used to illuminate your space with precision.

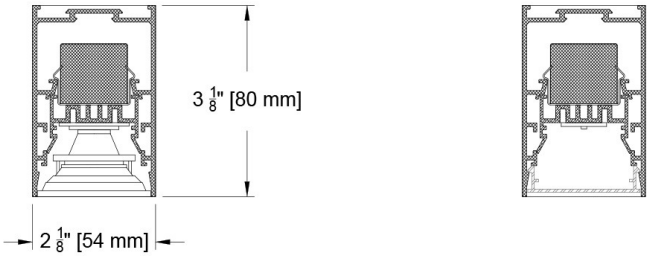

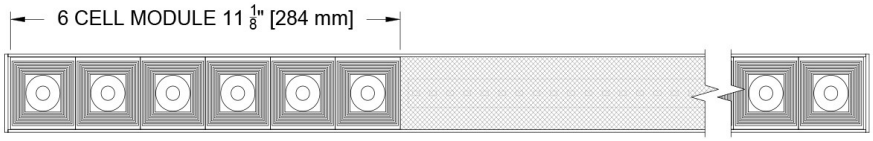

PROJECT: | TYPE:

SPECIFIER: | DATE:

Key Points (SL2DC-CBSF)

Source / Optics

- Lensed - Even illumination with wide (~100°) lambertian distribution.
- Lensed - up to 790lm/ft.
- Multicell - Up to 1126 Lumens/foot.
- Multicell - 3 beam spreads - 15°, 30° and 45°.
- 70/80+ lumens per watt/foot (multicell/lensed respectively).
- Multicell - Ultra low glare with UGR values <13.
- <3 MacAdam Steps (<3 SDCM).
- CCT offerings - 2700k, 3000k, 3500k and 4000k.
- 90+ CRI and 50+ R9.
- Supports CA Title 24 part 6 compliance meeting JA8 requirements.

Housing

- 14 available housing finishes+ custom/RAL available for housing and canopies.
- 3 mounting types - Surface, Stem and Cable.
- Lengths longer than 8' are assembled in the field with supplied joiners.
- Damp listed.
- Profile allows continuous runs to your desired length. thorugh combinations of general illumination modules with multicell down lights using three building blocks: lensed downlights, multicell downlights and the optional made to length blank panels, for separation between modules and fillers to allow fabrication to exact lengths.

Driver And Control

- Integral Driver - remote optional
- 0.1% dimming availalbe in 0-10 or DALI-2 protocols
- Flicker Free to IEEE 1789-2015 (no effect to low risk).
- Universal 120v to 277v

© 2026 Specialty Lighting Industries

Specialty Lighting Industries
1306 Doris Ave., Ocean, NJ 07712
Tel. 732.517.0800 | Fax 732.517.0971

Ordering Codes

PROJECT:

SPECIFIER:

DATE:

TYPE:

QUANTITY:

Ordering Code Example: SL2DC-CBSF-STM-18"-CST-SO8/F8-35-30-SY2-B

FIXTURE	MOUNTING	LENGTH	CONFIGURATION	LUMENS / WATTS	CCT	BEAM	DRIVER / CONTROL	CIRCUITS	HOUSING FINISH
SL2DC-CBSF									
Slice 2" Continuous Linear Surface/Pendant Combination Downlight	SM Surface Mount CBM Cable Mount STM Stem Mount	B Blank - use for surface mount - Specify Length of Stem or Cable in inches	4A 4ft (nominal) 6 cell ends - 2' lens center 5A 5ft (nominal) 6 cell ends - 3' lens center 6A 6ft (nominal) 6 cell ends - 4' lens center 8A 8ft (nominal) 6 cell ends - 6' lens center 8B 8ft (nominal) 6 cell ends and center - two 2' lens sections CST Custom Submit sketch/dwg of desired configuration and fixture length. 12 cell minimum for Multicell. 1ft minimum for lens section. 3ft minimum overall length. Insert any blank lengths as desired. Refer to Slice 2" Mutlicell and Lens datasheets for more information	**Multicell** SO8 ● ● 8W/ft 661Lm/ft* 90+CRI, 50+R9 Specialty Board SO15 ● ● 16W/ft 1116Lm/ft* 90+CRI, 50+R9 Specialty Board **Lens** F4 5W/ft 703Lm/ft 90+CRI, 50+R9 Specialty Board F8 10W/ft 1363Lm/ft 90+CRI, 50+R9 Specialty Board Note: Select each Multicell and Lens source and seperate with / for order code. i.e. SO8/F4 *Extrapolated from 6 cell (11.375")15° module. Refer to photometric table for more exact power and lumen data ● ● Supports CA T24 part 6 compliance meeting JA8 requirements	27 2700K 30 3000K 35 3500K 40 4000K	15 Spot 30 Narrow Flood 45 Flood CST Custom Use this code if differing beams are required at varying locations. Define required beams and locations in sketch/drawing	SY1 0-10 1.0%, UNV (120-277V) linear SY2 0-10 1.0%, UNV (120-277V) log E1 0-10 0.1%, UNV (120-277V) log E2 DALI-2 0.1%, UNV (120-277V) log E3 0-10 0.1%, UNV (120-277V) linear Note: Integral driver - remote upon request	1C 1 Circuit 2C 2 Circuit	**Standard** B Black Paint **Optional** W White Paint PXX Specialty Paint Color* P01-P15 C Custom/RAL* Note: Baffle is black only *See Finish Guide FINISH GUIDE LINK

© 2026 Specialty Lighting Industries

NOTE: Last Updated on Wed, Oct 21, 2026 4:46 PM.
These specifications are subject to change without notice.

Specialty Lighting Industries
1306 Doris Ave., Ocean, NJ 07712
Tel. 732.517.0800 | Fax 732.517.0971

Fixture Lengths and Design Criteria

Standard and Custom

Standard defined lengths and configurations are shown below. Using the basic building blocks of celled modules, lensed modules and blank panels, custom continuous runs are available using the following design criteria: minimum of two 6 cell modules at any location within a specified run; minimum 1ft length of lensed section at any location within a specified run; blank panels of any length greater than 1/2" permitted; and minimum overall length > 3ft.

SL2DC-CBSF - Standard Modular Configurations

4A

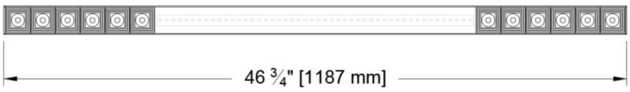

5A

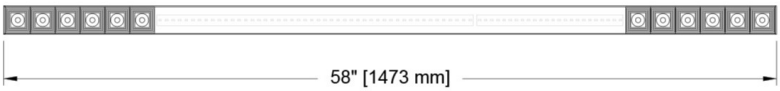

6A

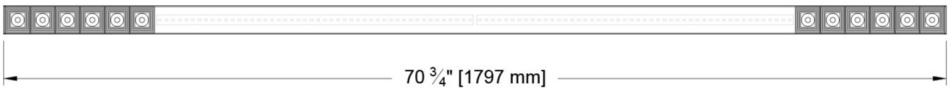

8A

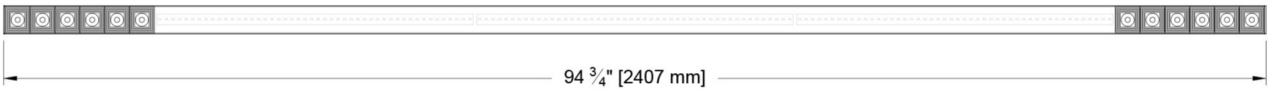

8B

CST

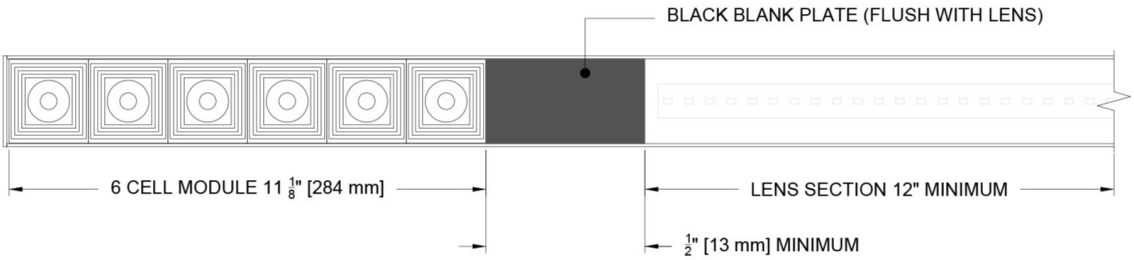

© 2026 Specialty Lighting Industries

NOTE: Last Updated on Wed, Oct 21, 2026 4:46 PM.
These specifications are subject to change without notice.

Specialty Lighting Industries
1306 Doris Ave., Ocean, NJ 07712
Tel. 732.517.0800 | Fax 732.517.0971

Ceiling Cutouts and Dimensions

Furnish layouts of any non-standard runs for the purpose of submittal drawings which require approval prior to fabrication.

SL2DC-CBSF-Surface Mount Combo Housing SM (SL2DC-CBSF-SM)

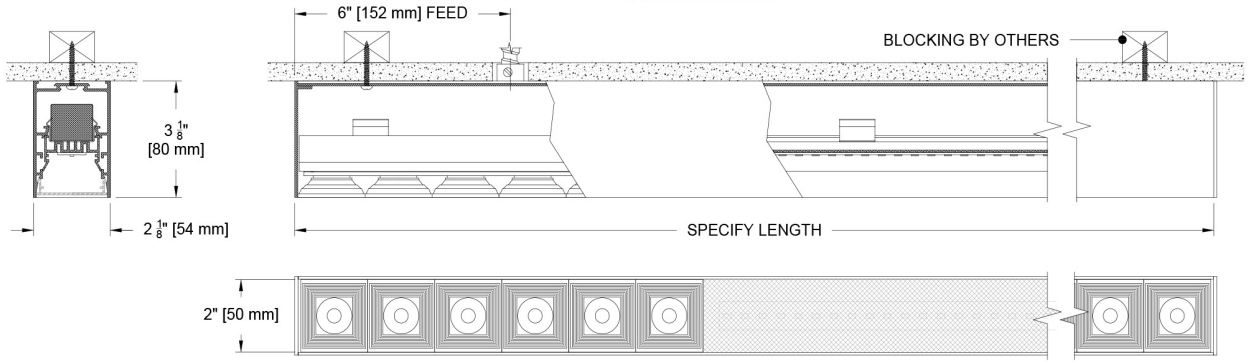

SL2DC-CBSF-Cable Mount Combo Housing CBM (SL2DC-CBSF-CBM)

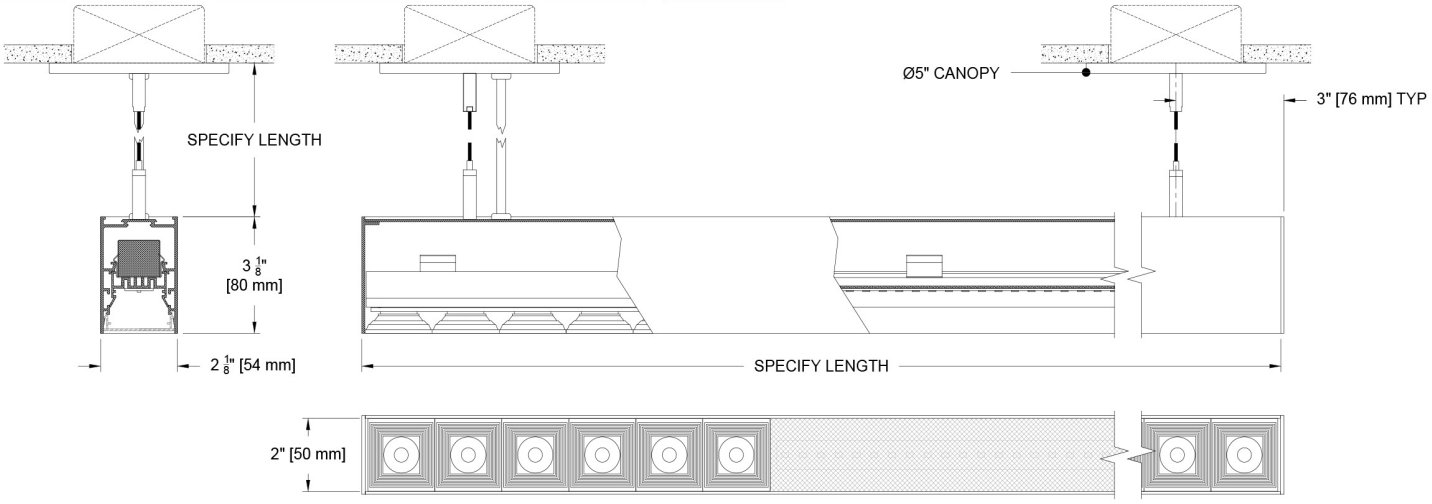

SL2DC-CBSF - Stem Mount Combo Housing STM (SL2DC-CBSF-STM)

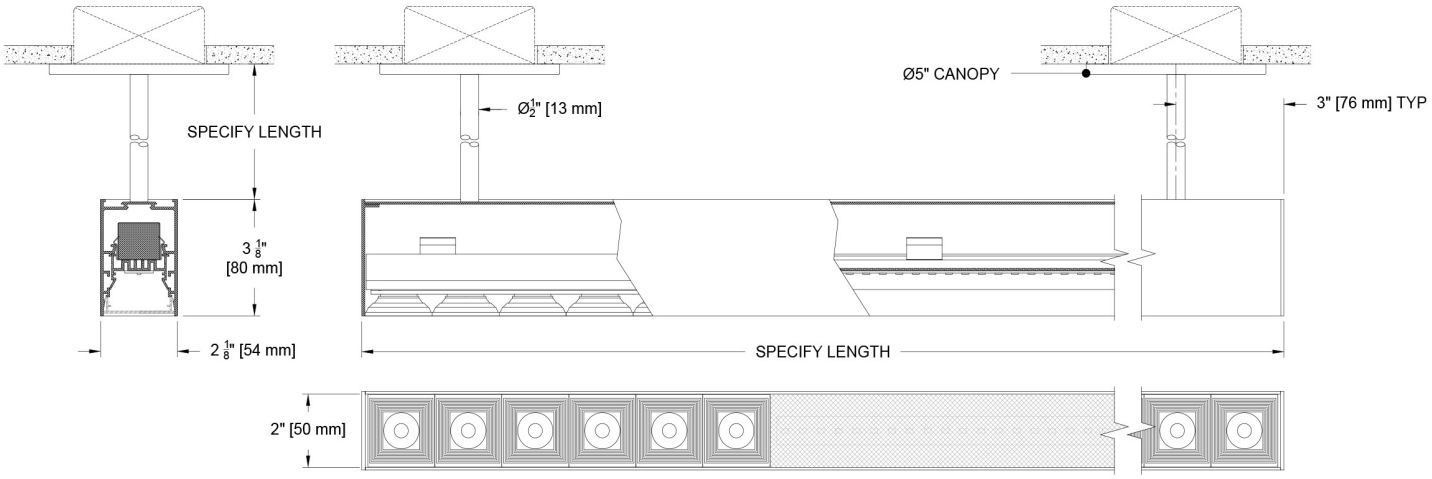

© 2026 Specialty Lighting Industries
NOTE: Last Updated on Wed, Oct 21, 2026 4:46 PM.
These specifications are subject to change without notice.
Specialty Lighting Industries
1306 Doris Ave., Ocean, NJ 07712
Tel. 732.517.0800 | Fax 732.517.0971

Photometric Table

Values are delivered lumens based on a 6-cell module at 11.125" (284mm) and extrapolated for per foot numbers or 1ft of lens section. CAUTION: IES FILES ARE FOR A 6 CELL MODULE or 1ft LENS SECTION. CALCULATIONS MUST PLACE THE 6 CELL MODULE FILE 11.125" (284mm) OR 1ft LENS SECTION AT THE APPROPRIATE LOCATION OF THE DEFINED CONFIGURATION. All data is based on goniometer measurements of production representative product. Measurements are taken at 3000 CCT with a black baffle and can vary +/- 10% from LED manufacturer rated flux range.

Lumens per Foot Photometrics

Multi-Cell Beamspreads		15°				30°				45°			
Source	System watts (W)	Delivered Lumens (lm/ft)	Lumens/ Watt/ft	Peak (cd)	10% Field	Delivered Lumens (lm/ft)	Lumens/ Watt/ft	Peak (cd)	10% Field	Delivered Lumens (lm/ft)	Lumens/ Watt/ft	Peak (cd)	10% Field
SO8	8	661	80	4287	42°	634	76	1893	59°	639	77	1170	69°
SO15	16	1116	70	7673	41°	1119	71	3362	59°	1126	71	2098	69°

CCT Multiplier

CCT	Citizen
2700	0.95
3000	1.00
3500	1.05
4000	1.1

ISO CD plot based on SO8 source. UGR values are from 4H 3H row and based on per foot extrapolation.

Beam angle

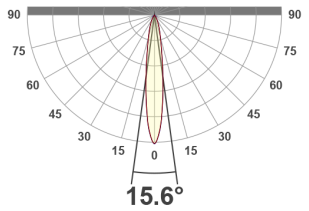

Beam angle

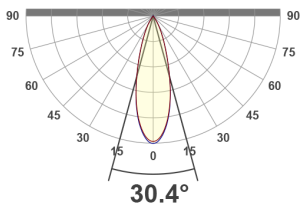

Beam angle

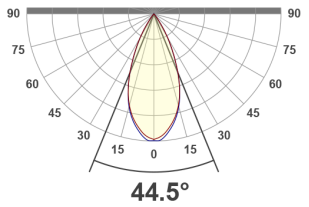

Lumens per Foot for lensed sections

2" Linear Lensed		Performance/Foot		
Source	System Watts (W/ft)	Delivered Lumens (lm/ft)	Lumens/Watt (ft)	Peak cd
F4	5	395	82	165
F8	10	790	82	334

CCT Multiplier

CCT	Citizen
2700	0.96
3000	1.00
3500	1.03
400	1.04

All measurements are delivered lumens/ft.
ISO CD plot based on F4 source

Beam angle

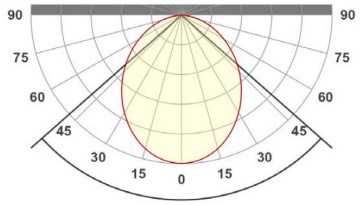

© 2026 Specialty Lighting Industries

Specialty Lighting Industries
1306 Doris Ave., Ocean, NJ 07712
Tel. 732.517.0800 | Fax 732.517.0971

Color Data

All data is based from goniometer measurements of production representative product. All values can vary +/- 10% from LED manufacturer rated data range. Measurements at 3000 CCT unless otherwise noted. (Data for Multicell board. Please see datasheet SL2DC-LSF for lensed color information.)

SO8 and SO15

- <3 MacAdam Ellipse (<3 SDCM)
- 90+ CRI and RF
- 50+R9, Hue Bin 1 and 16

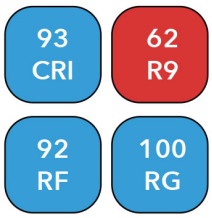

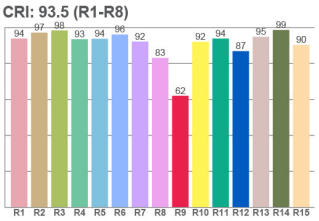

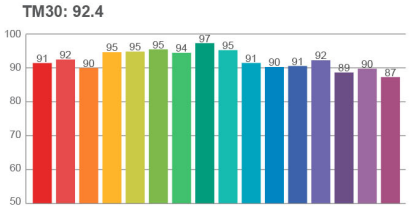

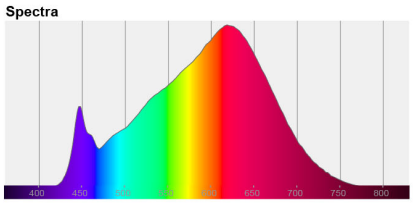

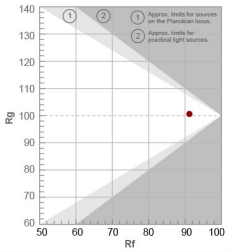

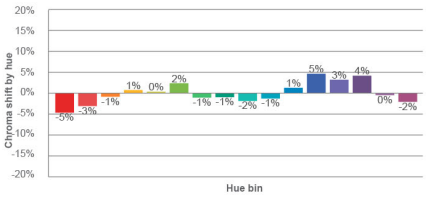

© 2026 Specialty Lighting Industries

NOTE: Last Updated on Wed, Oct 21, 2026 4:46 PM.
These specifications are subject to change without notice.

Specialty Lighting Industries
1306 Doris Ave., Ocean, NJ 07712
Tel. 732.517.0800 | Fax 732.517.0971